

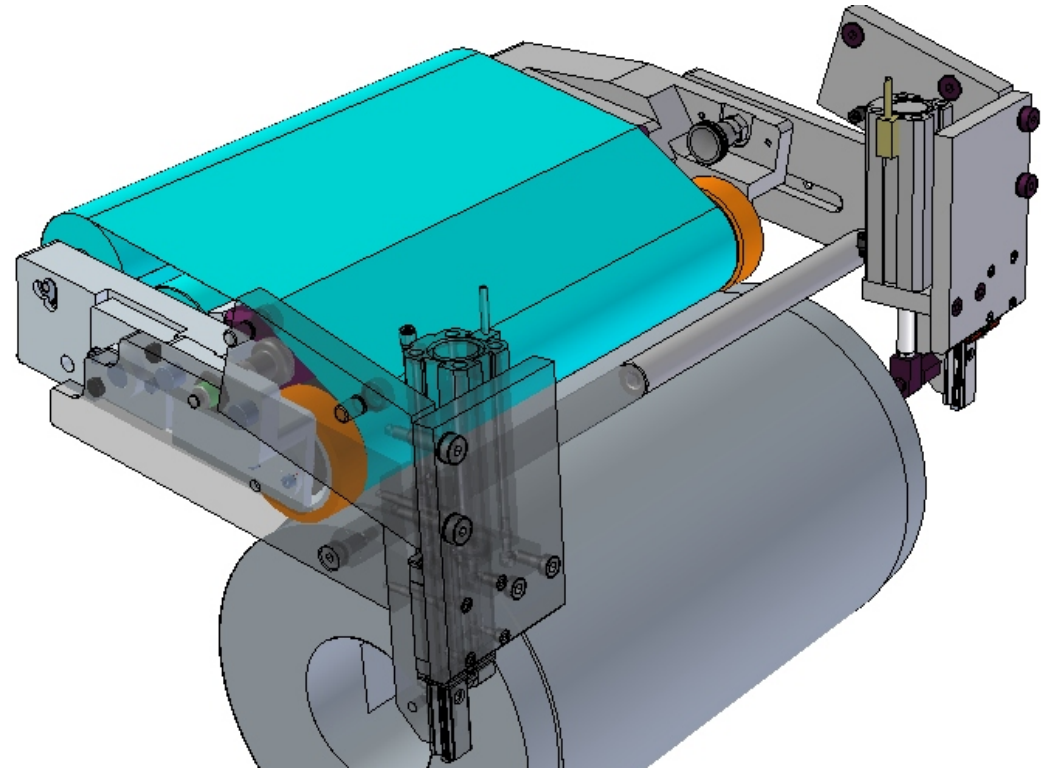
FastWash

The full width cleaning with DRY and WET cloth of the washing element, whilst in contact with the printing plate, efficiently and completely removes hickeys, dust, fibre particles, and ink.

THE FLEXO PLATE WASHING SYSTEM

For Tissue/Label Flexo Presses

- FULL WIDTH CLEANING CLOTH
- DRY WASH
- QUALITY MAINTAINING DRY WASH
- END OF PRODUCTION WET WASH
- PATENT PENDING



Via De Gasperi, 2 - 23887 Olgiate Molgora - LC - Italy

Web www.elettra.lc.it



MANUAL WASHING Vs AUTOMATIC WASHING WITH FASTWASH

- Manual washing: the operators have to stop the machine to clean the plate. It takes approximately 5÷20 Minutes.



- Fastwash: the automatic Flexo printing plate washing system (installed inside the Printing Unit):
 - Removes hickeys from flexographic printing plates without stopping the machine in the “In production Dry Wash” mode
 - Perfectly cleans the flexographic printing plate using the “End of production Wet Wash” mode

Fastwash increases the Productivity of the Machine “Runtime” while minimizing “Down Time” related plate cleaning during production runs


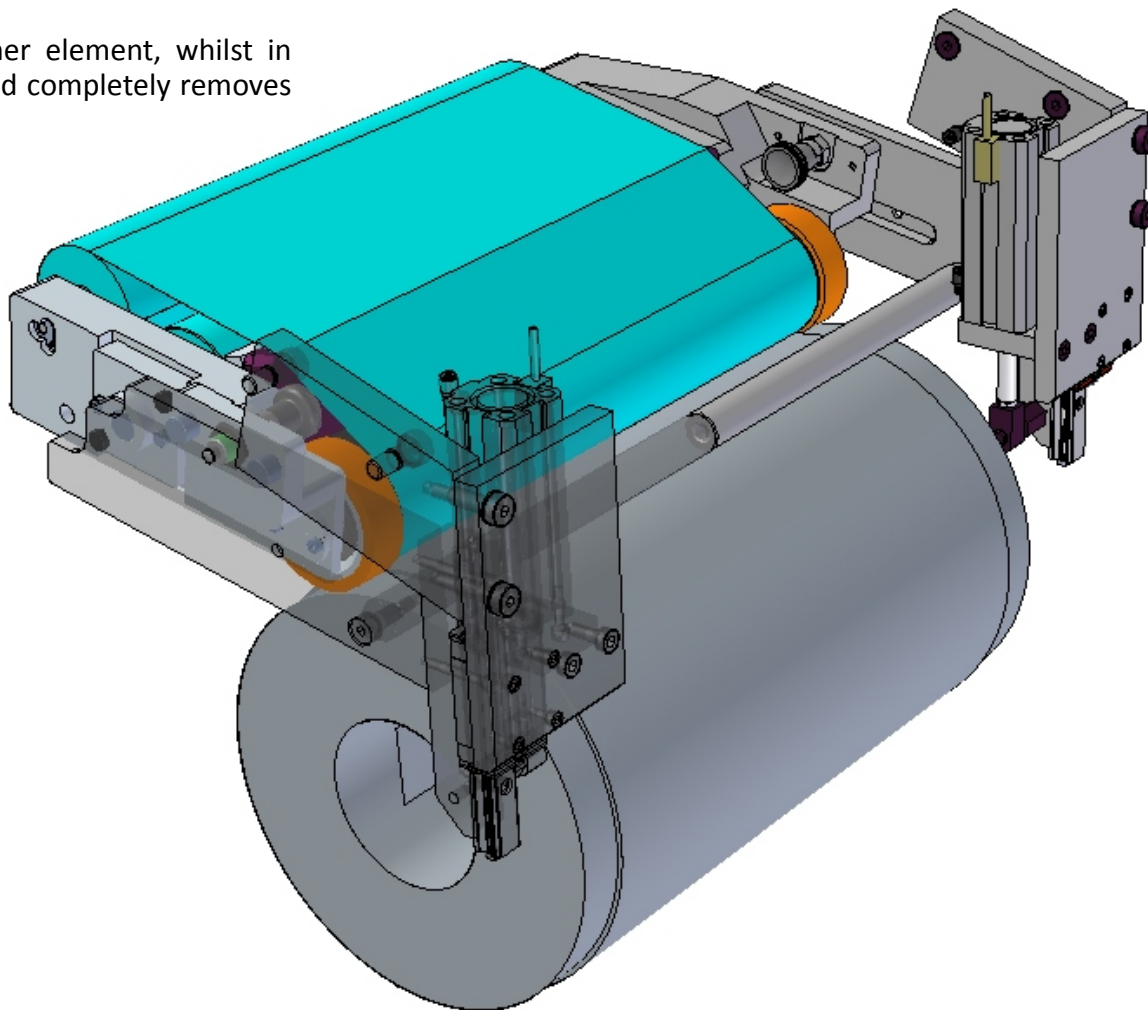
IN PRODUCTION DRY WASH and **END OF RODUCTION WET WASH** SAVES APPROX 99% OF THE TIME IN COMPARISON WITH MANUAL WASHING





ADDED VALUE: FULL WIDTH CLEANING CLOTH

- The full width cleaning cloth washes all of printing plate width at the same time. The washing quality results are improved and the washing time is drastically reduced.
- The full width cleaning cloth of the washer element, whilst in contact with the printing plate, efficiently and completely removes hickeys, dust, fibre particles, and ink.





“IN PRODUCTION DRY WASH”

Made with dry cloth to remove hickies, dust and fibre particles from the Flexo plate during the production.

DRY WASH

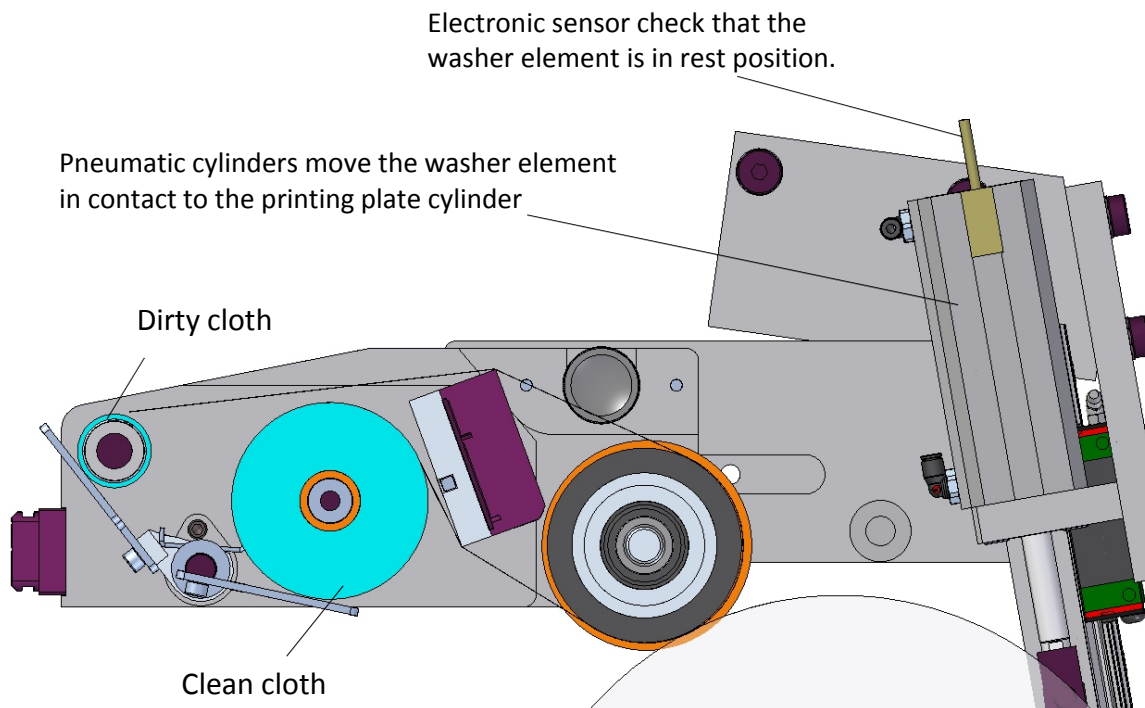
The operator initiates the “Dry wash” at the Elettra touch screen or by the press console (if Fastwash is integrated with the press).

- The Washing element moves to contact the printing plate.
- While the machine continues to print, it cleans the plate and removes all the hickies and moves back to its parking position.

QUALITY MAINTAINING DRY WASH

The operator initiates the “Quality maintaining dry wash” at the Elettra touch screen or by the press console (if Fastwash is integrated with the press).

- The Washing element moves to contact the printing plate for one rotation. This operation is repeated automatically after a time decided by the operator. For instance every 10 revolution.
- While the machine continues to print, it cleans the plate and removes all the hickies and moves back to its parking position. This repeated action prevents the formation of hickies and smudging, guarantees a good printing quality while the printing press is in production and prevents ink build up on the stereo.





“END OF PRODUCTION WET WASH”

Made with wet cloth to remove hickeys, dust, fibre particles and ink from the Flexo plate at the end of production.

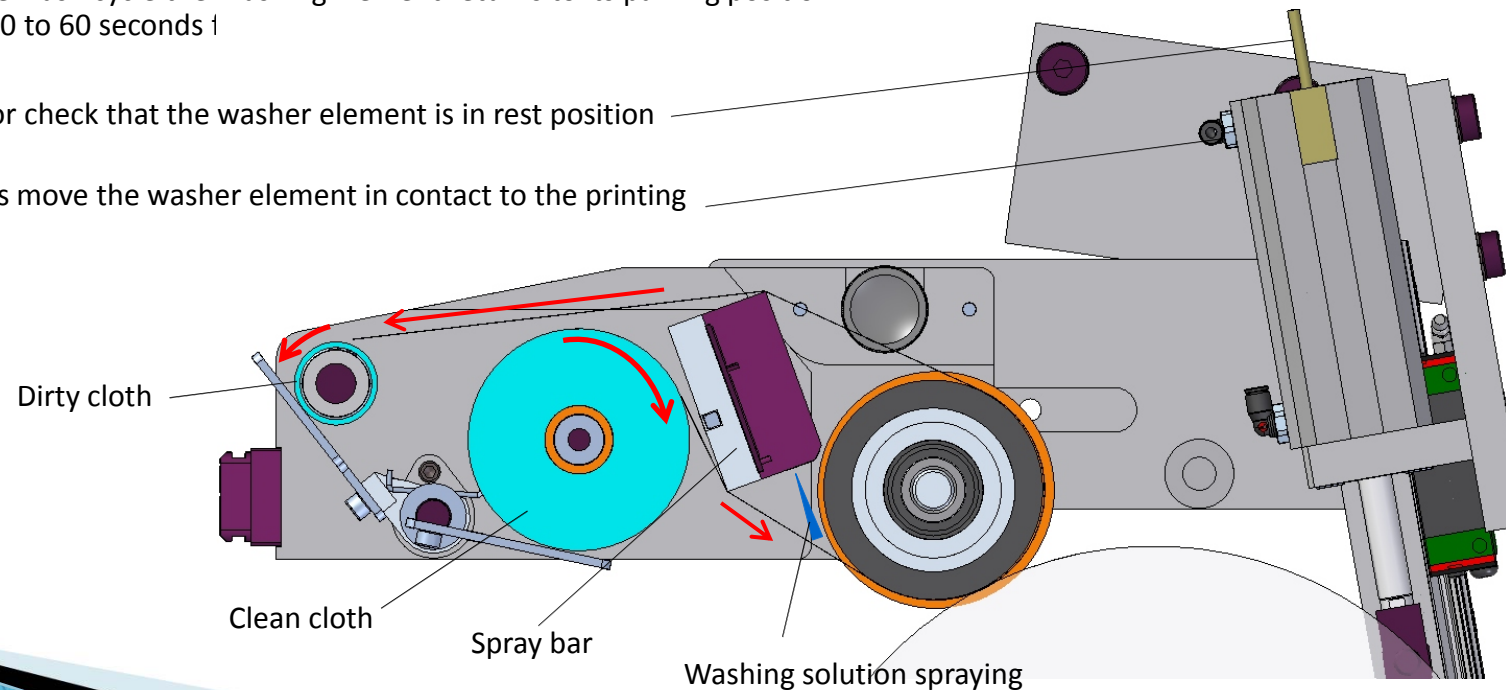
The operator starts the “End of production wet wash” at the Elettra touch screen or by the press console (if Fastwash is integrated with the press). It is possible to automatically start this wash at the end of the production or at any time when the press is not in production. (Before the wash cycle start, the machine must declutch the sheet-feeder and the Anilox roller. When these conditions are satisfied, the WET WASH cycle starts).

- The Spray Bar sprays the washing solution on the cloth.
- The Washing Element moves to contact the printing plate removing hickeys, dust, fibre particles, and ink.
- During the wash cycle, the used cloth is indexed on the take-up roll while a new cloth is supplied to the plate, moistened with washing solution from the spray bar.
- After the wet cloth wash, a drying phase starts in order to dry the plate completely (using dry cloth).
- At the end of the wash cycle the Washing Element returns to its parking position.

Cleaning time: From 10 to 60 seconds †

Electronic sensor check that the washer element is in rest position

Pneumatic cylinders move the washer element in contact to the printing plate cylinder





FASTWASH PRINTING PLATE WASHER COMPONENTS




Flexo Washer element



Pneumatic-Hydraulic Box



Electro-Pneumatic Unit (EPU)



Control Panel – Touch Screen



COMPANY PROFILE

EUROPE

Elettra S.r.l. - Established in 1987 Lecco - Italy

E-mail: elettra.commerciale@elettra.lc.it

Web site: www.elettra.lc.it

U.S.A.

Elettra North America Illinois (Elgin) - Established in 2005

Sales and Service Support for American Customers

E-mail: sales@elettra-na.com



WORLDWIDE DISTRIBUTION THROUGH AGENTS AND DEALERS



ELETTRA PRODUCTS

For Off-set printing applications :

- Commercial Web (Heat-Set)
 - Sheet-fed
 - Narrow Web
 - Book Printing
 - Newspaper printing
-
- ✓ Blanket cylinders washing systems
 - ✓ Impression cylinder washing systems
 - ✓ Ink roller washer
 - ✓ Idle roller cleaning system
 - ✓ Chill Roller washing system
 - ✓ Consumables

For Flexo printing applications :

- ✓ Automatic washer system for flexo printing plate (Stereo/cliché) on corrugated flexo presses
- ✓ Automatic washer system for flexo central impression drum cylinder
- ✓ Consumables